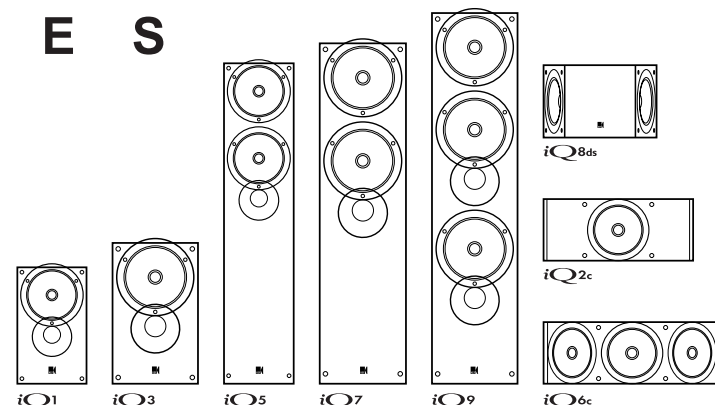


(GB) Specifications  
(F) Spécifications  
(D) Technische Merkmale  
(I) Specifiche

(ES) Especificaciones  
(P) Especificações  
(NL) Technische gegevens  
(DK) Specifikationer

5

# Q SERIES



	iQ1	iQ3	iQ5	iQ7	iQ9
Design	Two-way bass reflex	Two-way bass reflex	Three-way bass reflex	Three-way bass reflex	Three-way bass reflex
Drive units	130mm (5 1/4") Uni-Q 19mm (3/4") alu dome HF	165mm (6 1/2") Uni-Q 19mm (3/4") alu dome HF	130mm (5 1/4") LF 130mm (5 1/4") Uni-Q 19mm (3/4") alu dome HF	165mm (6 1/2") LF 165mm (6 1/2") Uni-Q 19mm (3/4") alu dome HF	2 x 165mm (6 1/2") LF 165mm (6 1/2") Uni-Q 19mm (3/4") alu dome HF
Frequency response	50Hz - 40KHz	45Hz - 40KHz	43Hz - 40KHz	40Hz - 40KHz	38Hz - 40KHz
Crossover frequency	2.8kHz	2.8kHz	280Hz - 2.8kHz	250Hz - 2.8kHz	250Hz - 2.8kHz
Amplifier requirements	10-100W	15-120W	15-130W	15-150W	15-200W
Sensitivity (2.83V/1m)	88dB	89dB	88dB	90dB	91dB
Maximum output	108dB	110dB	109dB	111dB	113dB
Nominal impedance	8Ω (min 3.2Ω)	8Ω (min 3.2Ω)	8Ω (min 3.2Ω)	8Ω (min 3.2Ω)	8Ω (min 3.2Ω)
Magnetic shielding	Yes	Yes	Yes	Yes	Yes
Weight	4.5kg (9.9lbs)	6.7kg (14.8lbs)	10.2kg (22.5lbs)	14.5kg (32lbs)	16.6kg (36.6lbs)
Dimensions H x W x D	301 x 175 x 261 mm 11.8 x 6.9 x 10.3 in.	365 x 220 x 327 mm 14.4 x 8.7 x 12.9 in.	815 x 175 x 261 mm 32 x 6.9 x 10.3 in.	865 x 220 x 327 mm 34 x 8.7 x 12.9 in.	942 x 220 x 327 mm 37 x 8.7 x 12.9 in.

	iQ2c	iQ6c	iQ8ds
Design	Two-way bass reflex	Three-way bass reflex	Two-way closed box
Drive units	130mm (5 1/4") Uni-Q 19mm (3/4") alu dome HF	2 x 130mm (5 1/4") LF 130mm (5 1/4") Uni-Q 19mm (3/4") alu dome HF	2 x 130mm (5 1/4") Uni-Q 2 x 19mm (3/4") alu dome HF
Frequency response	70Hz - 40KHz	65Hz - 40KHz	65Hz - 40KHz
Crossover frequency	2.8kHz	280Hz - 2.8kHz	2.8kHz
Amplifier requirements	10-100W	15-150W	10-100W
Sensitivity (2.83V/1m)	89dB	90dB	83dB
Maximum output	109dB	111dB	103dB
Nominal impedance	8Ω (min 3.2Ω)	8Ω (min 3.2Ω)	8Ω (min 3.2Ω)
Magnetic shielding	Yes	Yes	No
Weight	4.7kg (10.3lbs)	8.9kg (19.6lbs)	5.2kg (11.5lbs)
Dimensions (H x W x D)	165 x 418 x 220 mm 6.5 x 16.4 x 8.7 in.	165 x 512 x 255 mm 6.5 x 20.1 x 10 in.	180 x 360 x 175 mm 7.1 x 14.2 x 6.7 in.

**KEF Audio (UK),**  
Eccleston Road, Tovil, Maidstone,  
Kent, ME15 6QP UK.  
Telephone: +44 (0)1622 672261  
Fax: +44 (0)1622 750653  
[www.kef.com](http://www.kef.com)

**KEF America, Inc.**  
10 Timber Lane, Marlboro,  
New Jersey, 07746 USA.  
Telephone: +(1)732 683 2356  
Fax: +(1)732 683 2358  
[www.kefamerica.com](http://www.kefamerica.com)

**GP Acoustics GmbH**  
Heinrichstraße 51, D-44536 Lünen,  
Deutschland.  
Telephone: +49 (0)231 9860-320  
Fax: +49 (0)231 9860-330  
[www.kefaudio.de](http://www.kefaudio.de)

KEF Audio reserve the right, in line with continuous research and development, to amend or change specifications without prior notice. E&O.E.



Part No.290177M  
Issue 3: April 11<sup>th</sup> 2005

# Q SERIES



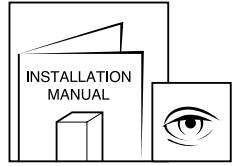
**GB** Installation Manual  
**I** Manuel d'installation  
**NL** Installationshandbuch  
**F** Manuale d'installazione

**ES** Manual de instalación  
**DK** Manual de instalação  
**D** Installatiehandleiding  
**P** Installationsanvisning

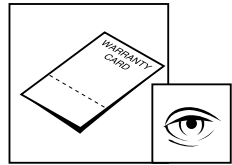


- (GB)** Important Points
- (F)** Points importants
- (D)** Wichtige Punkte
- (I)** Punti importanti

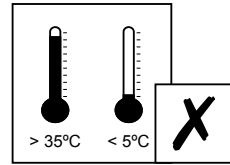
- (ES)** Puntos importantes
- (P)** Pontos importantes
- (NL)** Belangrijke aandachtspunten
- (DK)** Vigtige punkter




- (GB)** Follow this manual carefully for best results from your speakers.
- (F)** Afin de tirer les meilleurs résultats des haut-parleurs, veuillez suivre scrupuleusement les instructions reprises dans le présent manuel.
- (D)** Für optimale Ergebnisse mit Ihrem Lautsprecher befolgen Sie diese Anleitung
- (I)** Per ottenere le migliori prestazioni dai diffusori seguire le istruzioni contenute nel presente manuale
- (ES)** Siga las instrucciones de este manual para obtener los mejores resultados de los altavoces
- (P)** Siga este manual atentamente para obter o melhor resultado das colunas
- (NL)** Volg terwille van een optimaal resultaat de instructies nauwkeurig op.
- (DK)** Følg denne manual omhyggeligt for at opnå det bedste resultat fra højttalerne




- (GB)** Read and return warranty card.
- (F)** Veuillez lire et renvoyer la carte de garantie.
- (D)** Lesen Sie die Garantiekarte und senden Sie sie ausgefüllt zurück.
- (I)** Si prega di restituire la scheda di garanzia, previa attenta lettura
- (ES)** Lea y envíenos la tarjeta de garantía
- (P)** Leia e devolva o cartão de garantia
- (NL)** U kunt na lezing en invulling de garantiokaart aan de importeur sturen.
- (DK)** Gennemlæs og send garantibeviset tilbage



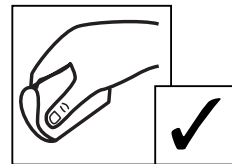
- (GB)** Avoid temperature extremes.
- (F)** Éviter les températures extrêmes.
- (D)** Extreme Temperaturen vermeiden.
- (I)** Evitare temperature troppo alte o troppo basse.
- (ES)** Evite temperaturas extremas
- (P)** Evite temperaturas extremas
- (NL)** Vermijd extreme temperaturen.
- (DK)** Undgå ekstreme temperaturer




- (GB)** Avoid damp.
- (F)** Éviter l'humidité.
- (D)** Feuchtigkeit vermeiden.
- (I)** Evitare l'umidità
- (ES)** Evite la humedad
- (P)** Evite a humidade
- (NL)** Vermijd vocht
- (DK)** Undgå fugt



- (GB)** Avoid direct sunlight.
- (F)** Éviter l'exposition directe aux rayons du soleil.
- (D)** Direktes Sonnenlicht vermeiden.
- (I)** Evitare l'esposizione diretta ai raggi del sole
- (ES)** Evite la luz directa del sol
- (P)** Evite a exposição directa à luz do sol
- (NL)** Vermijd rechtstreeks zonlicht
- (DK)** Undgå direkte sollys



- (GB)** Clean with a damp lint free cloth.
- (F)** Nettoyer à l'aide d'un chiffon humide, non pelucheux.
- (D)** Mit einem angefeuchteten, nicht fuselnden Tuch abwischen.
- (I)** Pulire con un panno umido non sfilacciato
- (ES)** Limpie con un paño húmedo
- (P)** Limpe com um pano húmido sem pêlos
- (NL)** Reinigen met een vochtige niet pluizende doek
- (DK)** Rengør med en fugtig klud, der ikke frugger



- (GB)** Do not use spirit based cleaners.
- (F)** Ne pas utiliser d'agents nettoyeurs à base d'alcool.
- (D)** Keine alkoholhaltigen Reinigungsmittel verwenden.
- (I)** Non utilizzare prodotti a base di alcol
- (ES)** No use limpiadores con base de alcohol
- (P)** Não utilize produtos de limpeza à base de álcool
- (NL)** Gebruik geen reinigingsprodukten op basis van alcohol
- (DK)** Brug ikke rengøringsmidler med alkohol



- (GB)** **SAFETY NOTICE!** trailing cables are dangerous, secure all cables.
- (F)** **NOTE DE SECURITE !** Les câbles de haut-parleurs traînant sur le sol peuvent être source de danger. Fixer tous les câbles.
- (D)** **SICHERHEITSHINWEIS !** Herumliegende Lautsprecherkabel sind eine Gefahrenquelle. Bitte alle Lautsprecherkabel sorgfältig verlegen.
- (I)** **NOTA PER LA SICUREZZA:** i cavi di uscita dei diffusori possono essere pericolosi se non sistemati in un posto sicuro.
- (ES)** **¡ATENCIÓN!** los cables de conexión sueltos de los altavoces son peligrosos. Fijelos
- (P)** **Precações de segurança!** Os cabos das colunas espalhados são perigosos, fixe todos os cabos
- (NL)** **VOOR UW VEILIGHEID!** Loshangende luidsprekerkabels zijn gevaarlijk! De kabels steeds op een veilige plaats leggen.
- (DK)** **BEMÆRK!** skarpe knæk og slid på højttalerledningerne er farlig, de skal fastgøres.

- (GB)** Fault Finding - (1) Problem / (2) Action / (3) Cause
- (F)** Dépannage - (1) Problème / (2) Action / (3) Cause
- (D)** Fehlersuche - (1) Problem / (2) Maßnahme / (3) Ursache
- (I)** Individuazione delle anomalie - (1) Problema / (2) Rimedio / (3) Causa

- (ES)** Localización de averías - (1) Problema / (2) Acción / (3) Causa
- (P)** Localização de avarias - (1) Problema / (2) Solução / (3) Causa
- (NL)** Opsporen van storingen - (1) Problem / (2) Handeling / (3) Oorzaak
- (DK)** Fejlfinding - (1) Problem / (2) Handling / (3) Årsag


(1) PROBLEM	(2) ACTION	(3) CAUSE

- (GB) Connections
- (F) Connexions
- (D) Anschlüsse
- (I) Collegamenti

- (ES) Conexiones
- (P) Ligações
- (NL) Aansluitingen
- (DK) Forbindelser

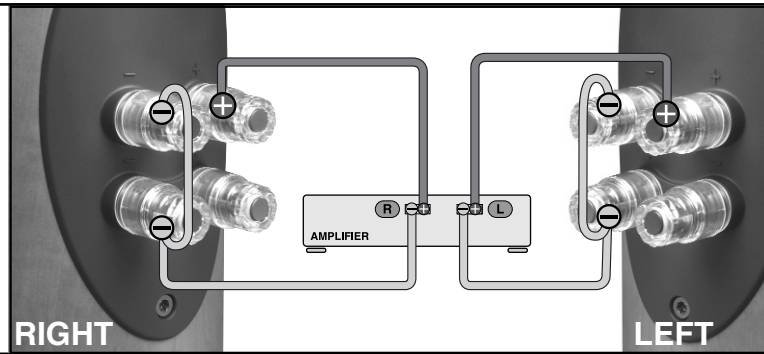
3

iQ9

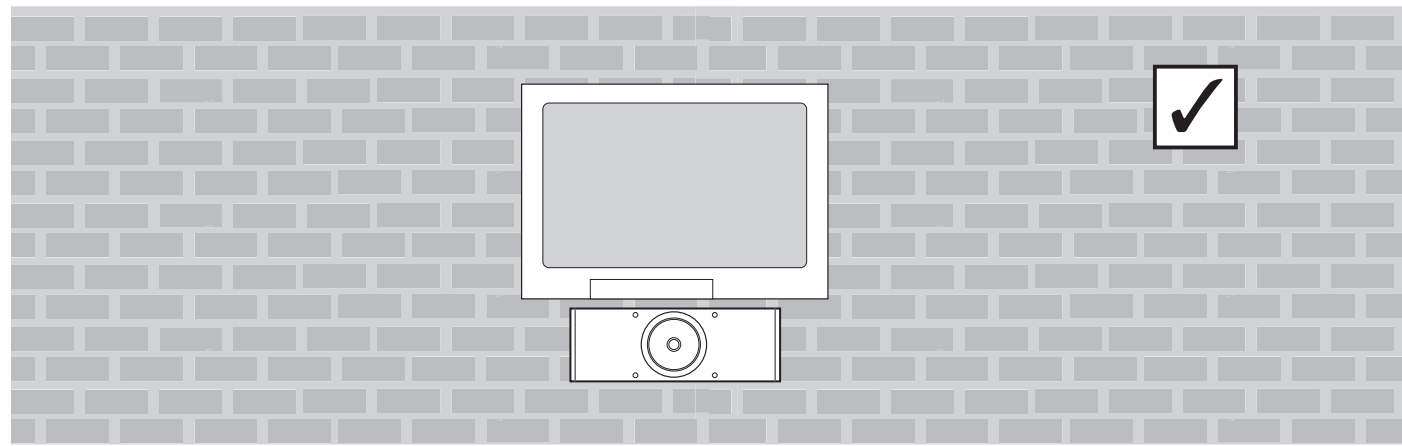


Reduced LF (Wall/Corner placement)

- (F) Attenuation des basse frequences (angle/mur/positionnement TV)
- (D) Verringerte Basswiedergabe bei (Aufstellung an der Wand, in der Ecke oder am TV-Gerät)
- (I) Equalizzazione basse frequenze (posizionamento parete/angolo/TV)
- (ES) BF reducida (Ubicacion Pared/Esquina/TV)
- (P) BF Reduzida (Parede/Canto/Disposição do TV)
- (NL) Verminderde laag-opbrengst (plaatsing in wand/hoek of bij TV)
- (DK) Reduceret lavfrekvens/bas (vaeg/hjoerne/TV placering)

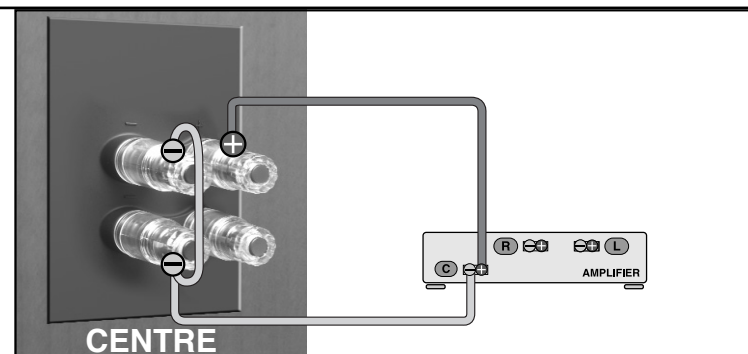


iQ2c iQ6c



Reduced LF (Wall placement)

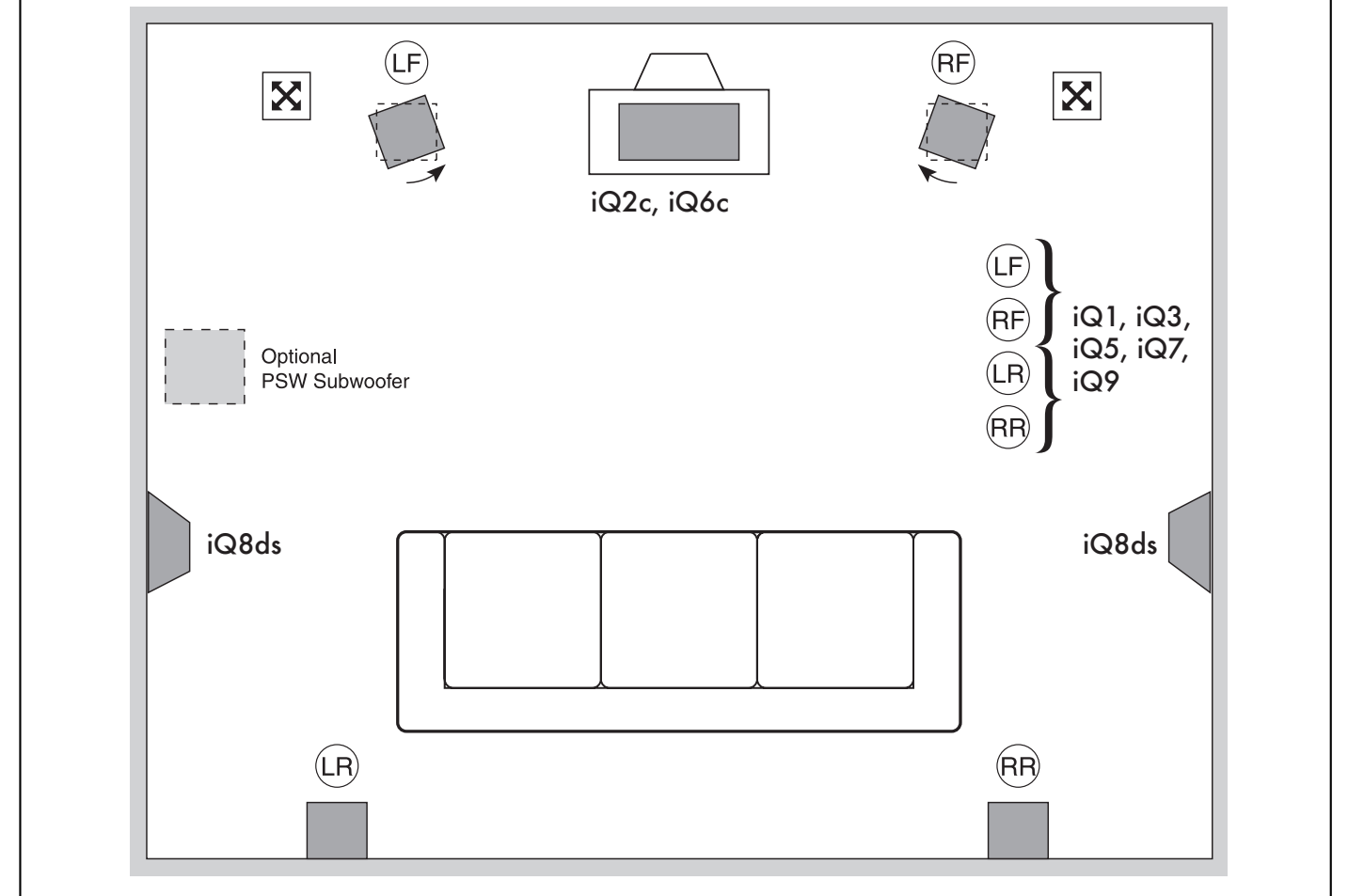
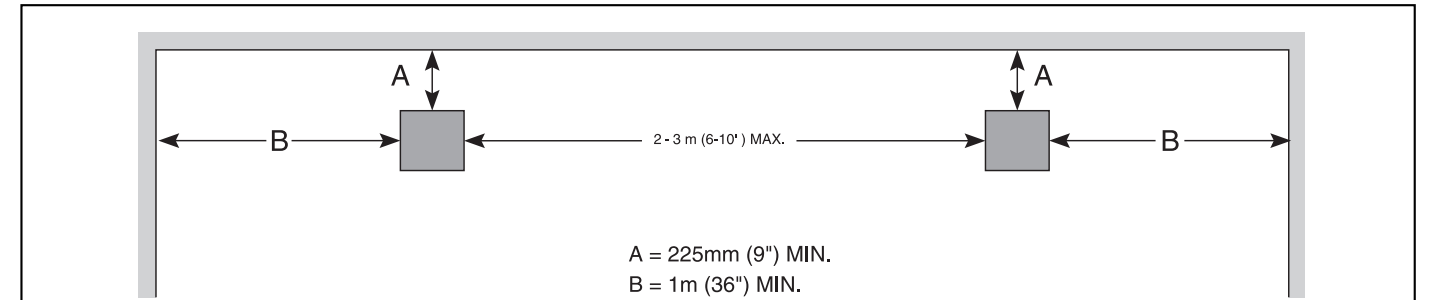
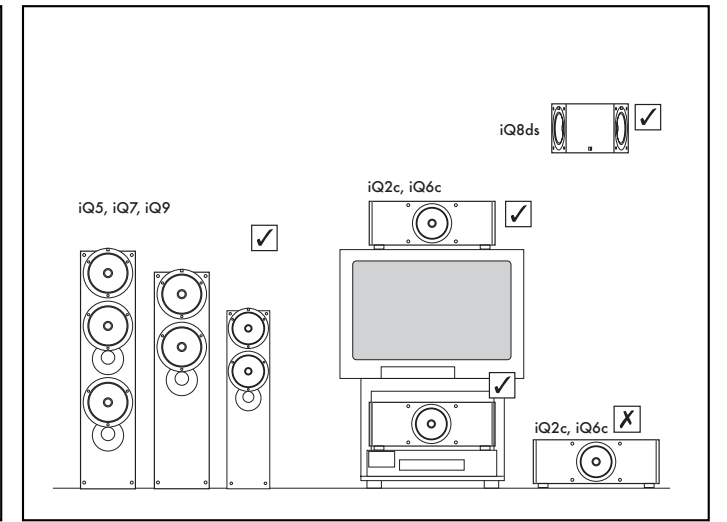
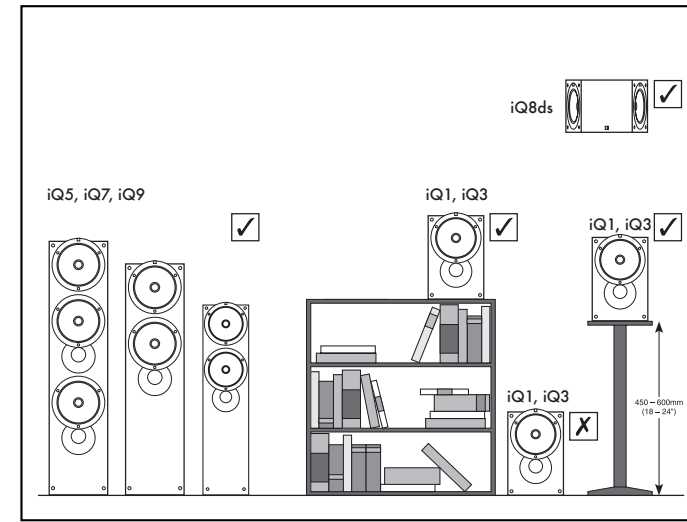
- (F) Attenuation des basse frequences (angle positionnement TV)
- (D) Verringerte Basswiedergabe bei (Aufstellung an der Wand, in der Ecke oder am TV-Gerät)
- (I) Equalizzazione basse frequenze (posizionamento parete TV)
- (ES) BF reducida (Ubicacion Pared TV)
- (P) BF Reduzida (Parede Disposição do TV)
- (NL) Verminderde laag-opbrengst (plaatsing in wand/hoek of bij TV)
- (DK) Reduceret lavfrekvens/bas (vaeg/TV placering)



- (GB) Positioning
- (F) Positionnement
- (D) Aufstellung
- (I) Posizionamento

- (ES) Posicionamiento
- (P) Posicionamento
- (NL) Plaats en aansluiting
- (DK) Placering

2

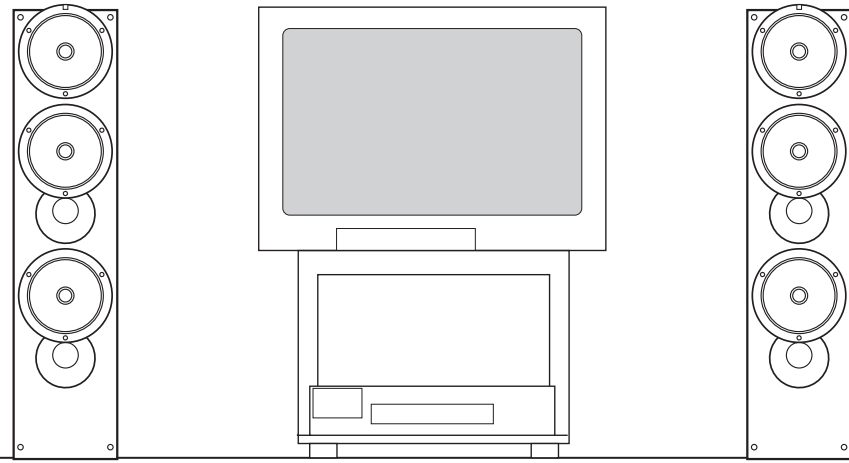


(GB) Connections  
(F) Connexions  
(D) Anschlüsse  
(I) Collegamenti

(ES) Conexiones  
(P) Ligações  
(NL) Aansluitingen  
(DK) Forbindelser

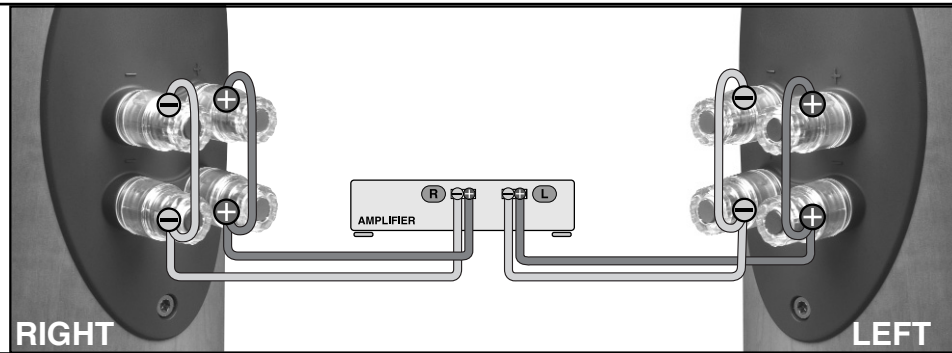
3

iQ1 iQ3 iQ5 iQ7 iQ9 iQ8ds\*



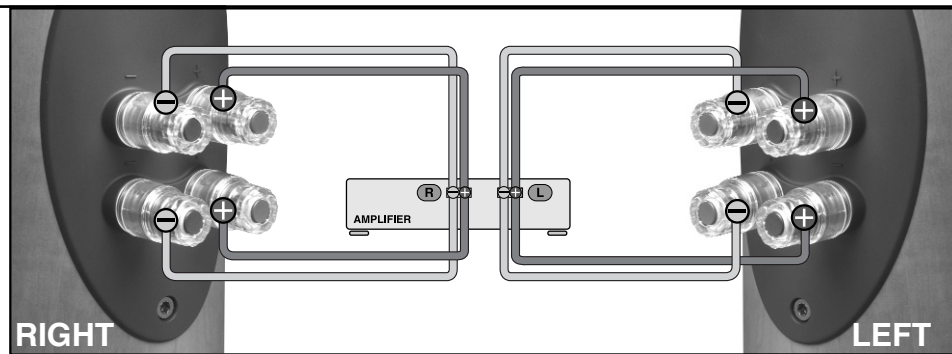
### Single wire connections

(F) Connexion à un fil  
(D) Einzel-Kabelanschlüsse  
(I) Connessioni "single wire"  
(ES) Conexiones de un solo hilo  
(P) Ligações com um só cabo  
(NL) Enkelvoudige draadverbindingen  
(DK) Forbindelser til enkelt ledning



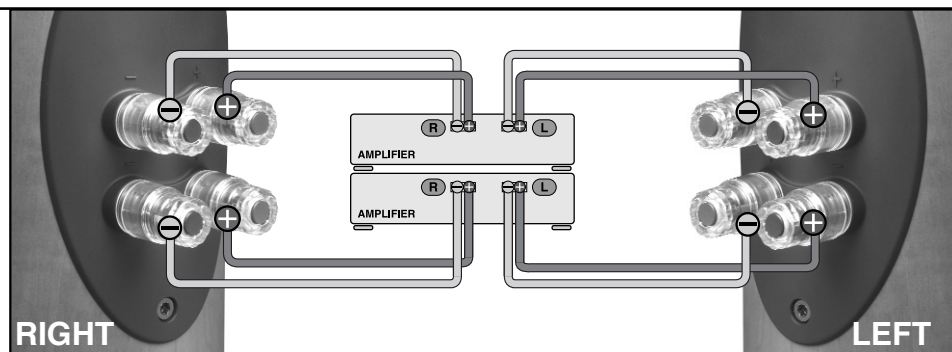
### Bi-wired connections

(F) Connexion à bi-câblage  
(D) Doppel-Kabelanschlüsse  
(I) Connessioni "bi-wired"  
(ES) Conexiones de doble hilo  
(P) Ligações em duplo cabo  
(NL) Bi-Wire connectoren  
(DK) Bi-wired forbindelser



### Bi-amplified connections

(F) Connexion à bi-amplification  
(D) Doppelte Verstärkeranschlüsse  
(I) Connessioni "bi-amplification"  
(ES) Conexiones de biamplificación  
(P) Ligações bi-amplificadas  
(NL) Bi-Amp aansluitingen  
(DK) Forbindelser til bi-amping



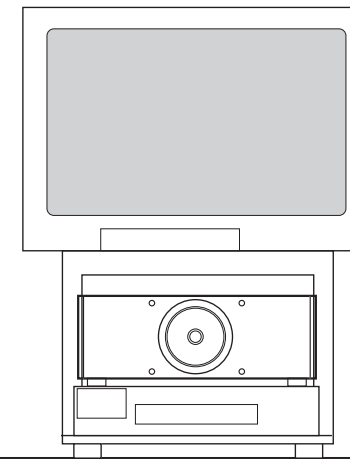
\*iQ8ds is only a single wire terminal panel

(GB) Connections  
(F) Connexions  
(D) Anschlüsse  
(I) Collegamenti

(ES) Conexiones  
(P) Ligações  
(NL) Aansluitingen  
(DK) Forbindelser

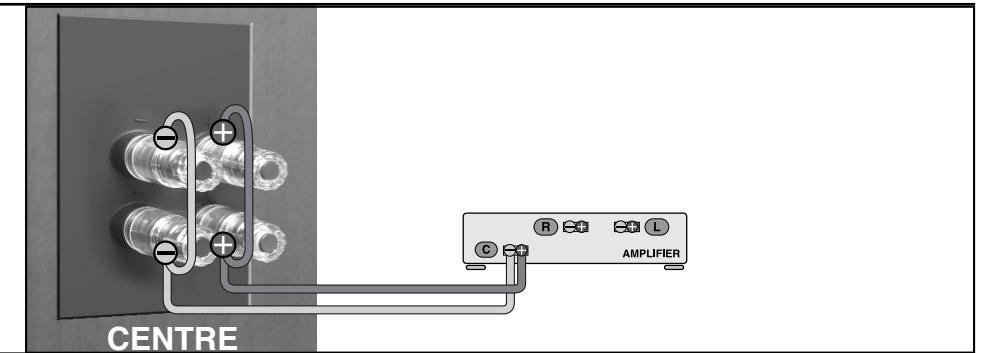
3

iQ2c iQ6c



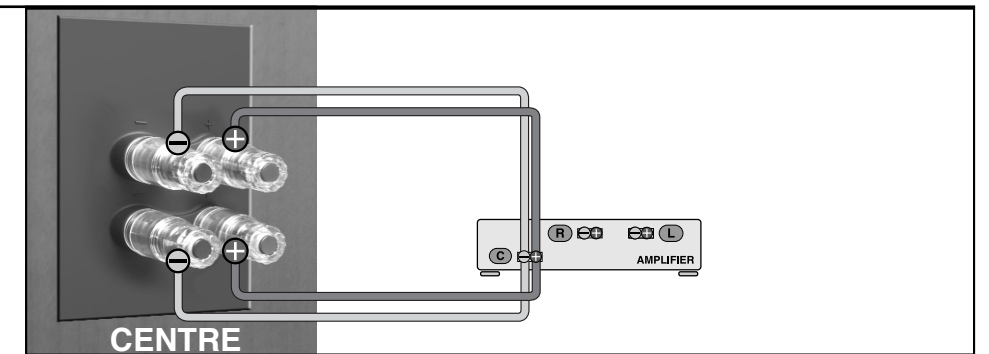
### Single wire connections

(F) Connexion à un fil  
(D) Einzel-Kabelanschlüsse  
(I) Connessioni "single wire"  
(ES) Conexiones de un solo hilo  
(P) Ligações com um só cabo  
(NL) Enkelvoudige draadverbindingen  
(DK) Forbindelser til enkelt ledning



### Bi-wired connections

(F) Connexion à bi-câblage  
(D) Doppel-Kabelanschlüsse  
(I) Connessioni "bi-wired"  
(ES) Conexiones de doble hilo  
(P) Ligações em duplo cabo  
(NL) Bi-Wire connectoren  
(DK) Bi-wired forbindelser



### Bi-amplified connections

(F) Connexion à bi-amplification  
(D) Doppelte Verstärkeranschlüsse  
(I) Connessioni "bi-amplification"  
(ES) Conexiones de biamplificación  
(P) Ligações bi-amplificadas  
(NL) Bi-Amp aansluitingen  
(DK) Forbindelser til bi-amping

