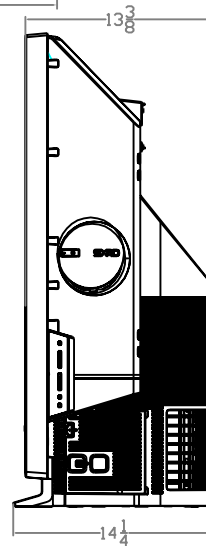
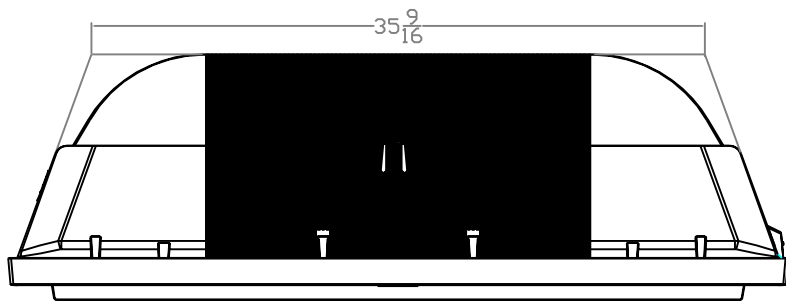
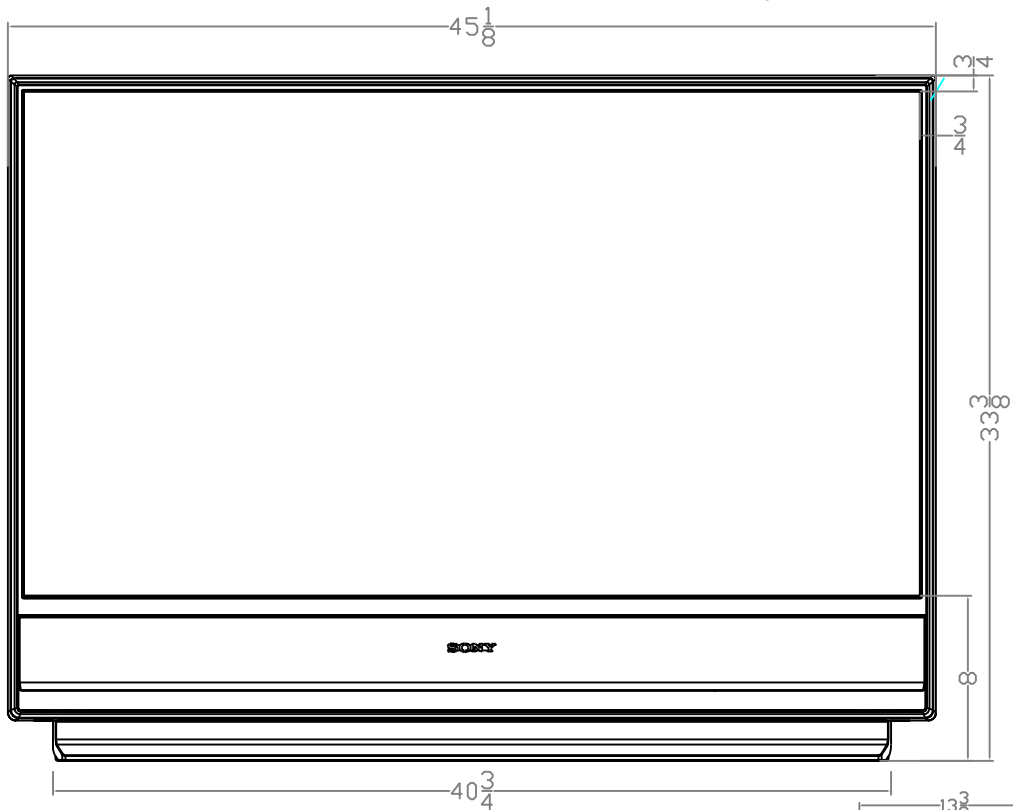


SONY

Model: KDS-50A3000

Description:
Dimensions:
(WHD): 45 $\frac{1}{8}$ " 33 $\frac{3}{8}$ " 14 $\frac{1}{4}$ "
Weight: 75 lb

Power 120V AC
requirements: 60HZ
Power 120V AC
requirements: 60HZ



NOTE:
WHERE THERE ARE CLOSE TOLERANCES INVOLVED IN CABINET BUILDING OR APPLICATIONS WHICH REQUIRE A GREAT DEGREE OF PRECISION, WE RECOMMEND THAT THE PRODUCT ITSELF BE USED TO MAKE THE ACTUAL MEASUREMENTS. SONY WILL NOT BE HELD RESPONSIBLE FOR INACCURACIES IN THE DESIGN OR MANUFACTURE OF ENCLOSURES.

Sony Electronics - Park Ridge, New Jersey 07656 - Fax (201)930-7891 - www.sony.com/dn

Features and specifications subject to change without notice. Non-Metric weights and measurements are approximate.